

THE SETTLEMENT

WALKER



+ BASEMENT | 1,840 SQUARE FEET | 3 BEDROOMS | 2.5-3.5 BATHROOMS



A



C



D - GABLE ROOF



D - DORMERS



E



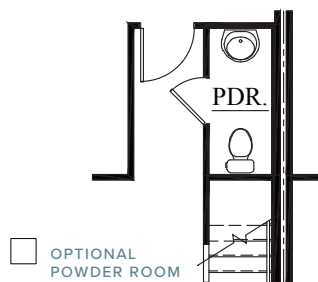
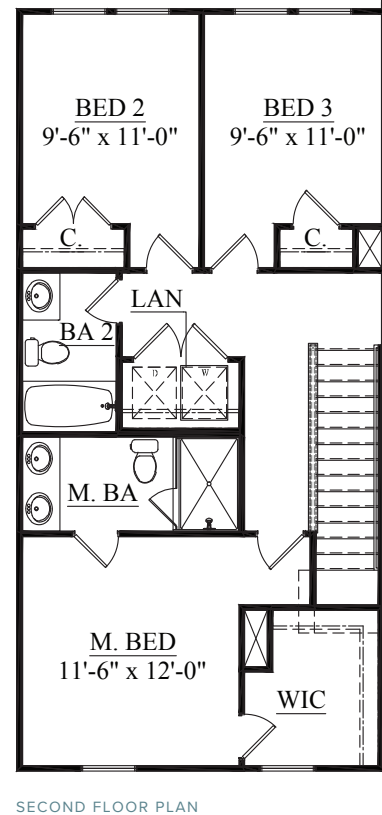
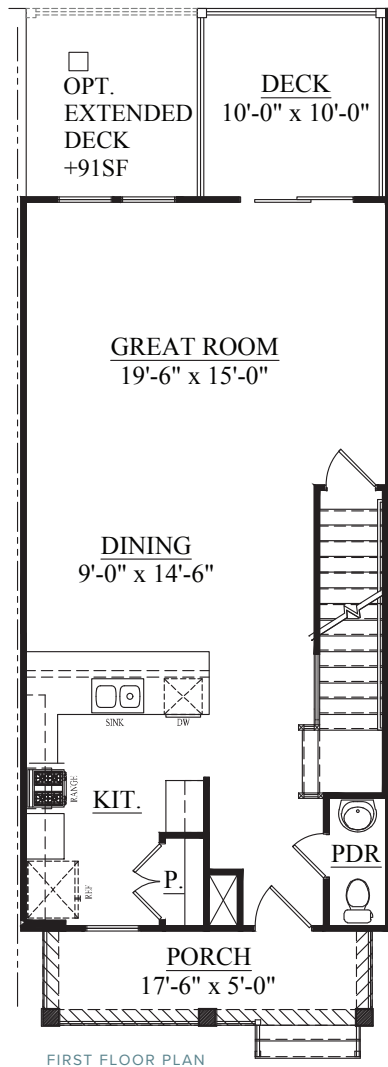
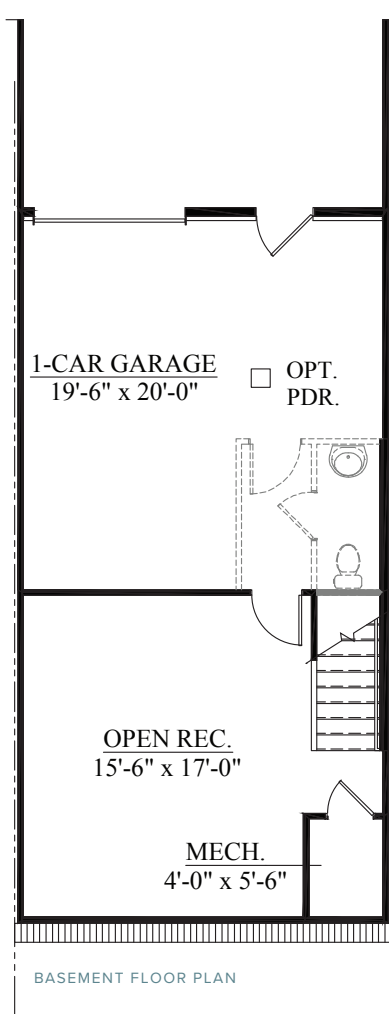
F



CRESCENTHOMES.NET

CHS 843.466.5000 | GVL 864.406.5000 | NVL 615.392.5000

CRESCENT
HOMES



REV.
5.09.22

Dimensions and square footage are approximate. Elevations shown are artist's concepts. Optional features reflected in floor plan. Floor plans may vary per elevation. Crescent Homes reserves the right to make changes without notice or prior obligation.



CRESCENTHOMES.NET

CHS 843.466.5000 | GVL 864.406.5000 | NVL 615.392.5000

CRESCENT
HOMES