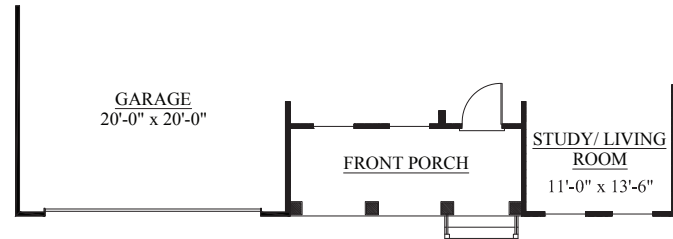
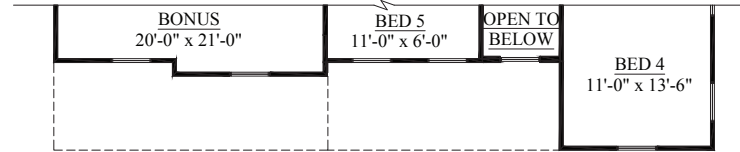


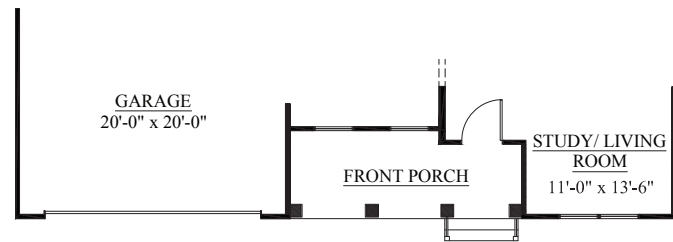
ELEVATION OPTIONS



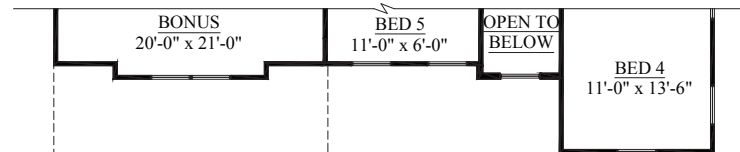
FIRST FLOOR PLAN ELEVATION B



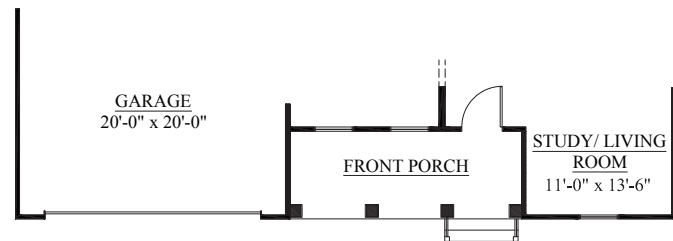
SECOND FLOOR PLAN ELEVATION B



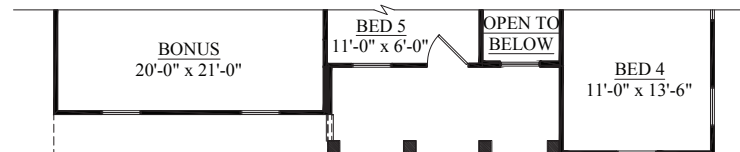
FIRST FLOOR PLAN ELEVATION C



SECOND FLOOR PLAN ELEVATION C



FIRST FLOOR PLAN ELEVATION D



SECOND FLOOR PLAN ELEVATION D

PALMETTO SERIES

DREXEL



3,241 - 3,373 SQUARE FEET | 5 BEDROOMS | 3 BATHROOMS | 2 CAR GARAGE



OPT. STANDING SEAM METAL ROOF

A



B



C



D

REV. 12.23.21

Dimensions and square footage are approximate. Elevations shown are artist's concepts. Optional features reflected in floor plan. Floor plans may vary per elevation. Crescent Homes reserves the right to make changes without notice or prior obligation.



CRESCENTHOMES.NET

CHS 843.466.5000 | GVL 864.406.5000 | NVL 615.392.5000

CRESCENT HOMES

CRESCENT HOMES

