

# WESTIN



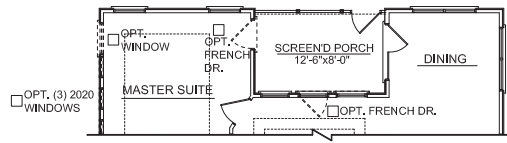
1,933 SQUARE FEET | 3 BEDROOMS | 2 BATHROOMS



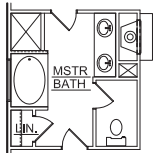
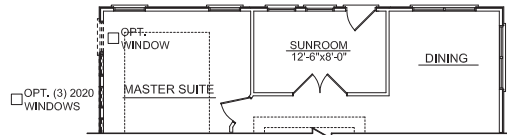
[CRESCENTHOMES.NET](https://www.crescenthomes.net)

CHS 843.466.5000 | GVL 864.406.5000 | NVL 615.392.5000

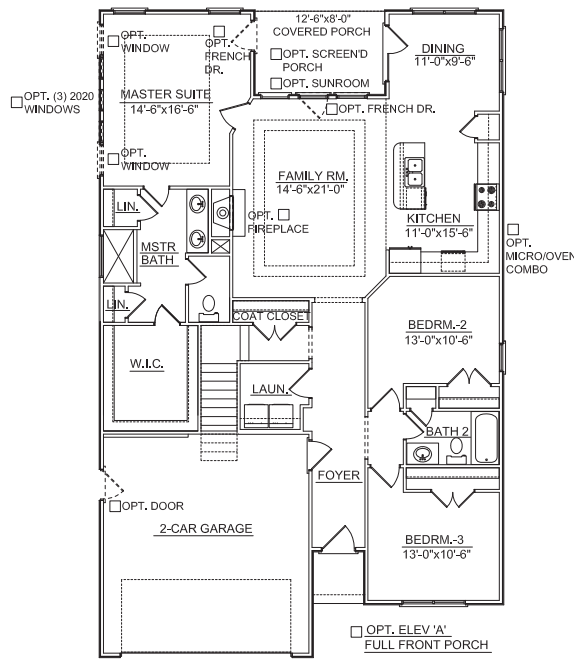
CRESCENT  
HOMES



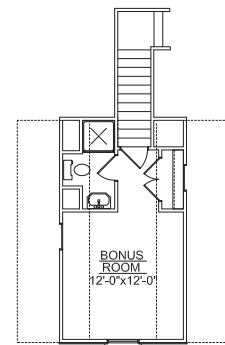
OPT. SCREEN'D PORCH



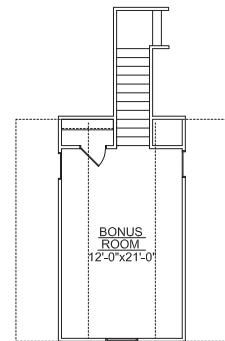
OPT. MASTER BATH



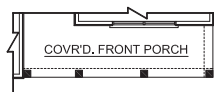
MAIN LEVEL PLAN



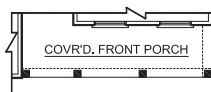
OPT. BONUS ROOM WITH BATH



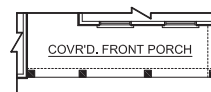
STANDARD BONUS ROOM UPPER LEVEL



OPT. FULL FRONT PORCH ELEVATION A



STANDARD FULL FRONT PORCH ELEVATION B



STANDARD FULL FRONT PORCH ELEVATION C

REV. 7.25.19

Dimensions and square footage are approximate. Elevations shown are artist's concepts. Optional features reflected in floor plan. Floor plans may vary per elevation. Crescent Homes reserves the right to make changes without notice or prior obligation.



CRESCENTHOMES.NET

CHS 843.466.5000 | GVL 864.406.5000 | NVL 615.392.5000

CRESCENT HOMES