

ASHBURY



1,927 SQUARE FEET

3-4 BEDROOMS

2.5 BATHROOMS



C



A



B



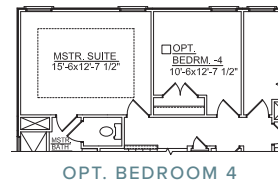
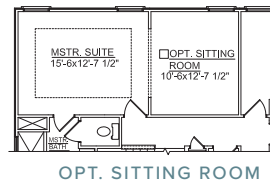
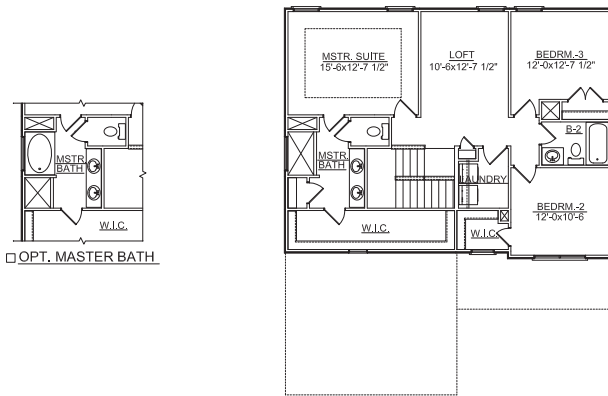
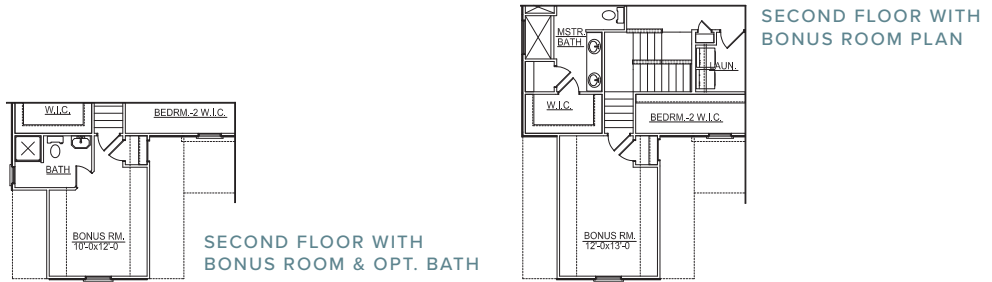
[CRESCENTHOMES.NET](https://www.crescenthomes.net)

CHS 843.466.5000

GVL 864.406.5000

NVL 615.392.5000

CRESCENT
HOMES

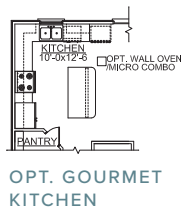
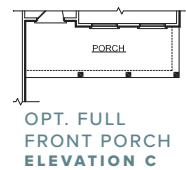
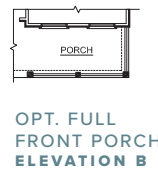
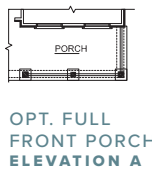
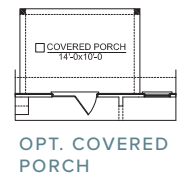
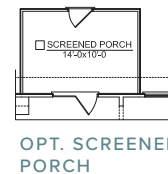
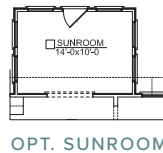
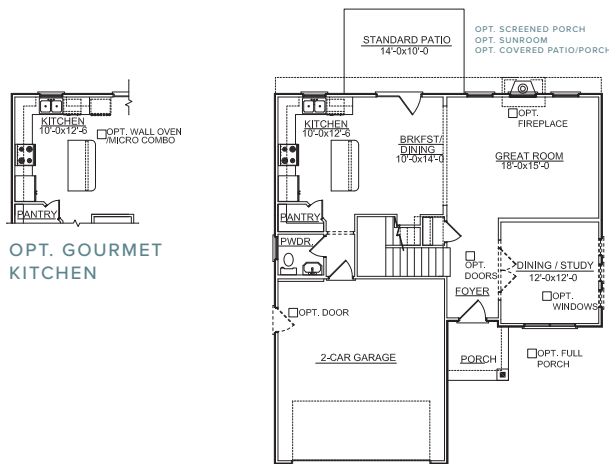


SECOND FLOOR PLAN

OPT. SITTING ROOM

OPT. BEDROOM 4

DOUBLE PORCH / DECK ELEVATION C



FIRST FLOOR PLAN

OPT. SUNROOM

OPT. SCREENED PORCH

OPT. COVERED PORCH

OPT. FULL FRONT PORCH ELEVATION A

OPT. FULL FRONT PORCH ELEVATION B

OPT. FULL FRONT PORCH ELEVATION C

REV. 5.14.19

Dimensions and square footage are approximate. Elevations shown are artist's concepts. Optional features reflected in floor plan. Floor plans may vary per elevation. Crescent Homes reserves the right to make changes without notice or prior obligation.



CRESCENTHOMES.NET

CHS 843.466.5000 | GVL 864.406.5000 | NVL 615.392.5000

CRESCENT HOMES