

# The Vandelay



Find out why the

# Vandelay

is such a popular home plan.

This award-winning plan feels spacious and bright with an open-concept living, breakfast and kitchen space. Large windows bathe the space in light and the inviting entryway welcomes you in. A large owner's suite includes a large walk-in closet and private bath. Two additional bedrooms share a hall bath on the opposite side of the home. The kitchen has abundant storage and prep space. Many ways to outfit and personalize the Vandelay are detailed on the following pages.



## VANDELAY STANDARD FIRST FLOOR PLAN



## FIRST FLOOR

The **Vandelay** is expandable and customizable for the way you live at home.

A number of options are available, including a four foot extension all the way across the back of the home, providing even more living space. This option increases the room sizes in the owner's suite, breakfast nook, living room and both side bedrooms.

The extension options also allow for the upgrade of the Owner's Suite bath to a Super Bath, detailed in the following pages.

This plan allows for a more spacious entry to the kitchen from the garage, with more storage. Below is a list of additional options available.

- LR / Breakfast extension
- Front extension
- Super Bath #1



**VANDELAY with  
4' EXTENSION and  
SUPER BATH**



**OPTIONS SHOWN:**  
Super Bath #1  
4 Foot Rear Extension

**FIRST FLOOR EXTENSION**

\* All dimensions are approximate. Floor plans are artist's conception and may vary slightly from precise and most current blue prints and specifications. Plans and elevations may show options not included in the base price. Details subject to change without notice.

# Vandelay

## WITH POPULAR OPTIONS

We offer a number of options so that you can personalize your Vandelay to work best for you and your family. The plan at right shows some of our most popular - an angled morning room, a wood deck, an owner's suite, breakfast nook and living room all extended by 4 feet, the front porch, and a popular owner's bath upgrade with a large walk-in shower.



Expand your living space outdoors with a wood or composite deck!



## FIRST FLOOR WITH POPULAR OPTIONS

\* All dimensions are approximate. Floor plans are artist's conception and may vary slightly from precise and most current blue prints and specifications. Plans and elevations may show options not included in the base price. Details subject to change without notice.



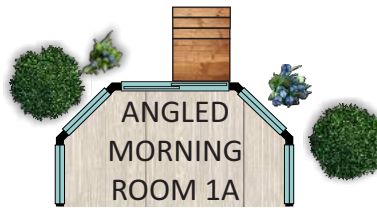
Approximately 12' x 14'8"



Approximately 12' x 14'8"



Approximately 12' x 11'8"



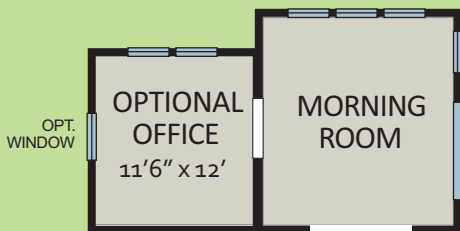
Approximately 12' x 7'

## Start the day in your own **morning room**

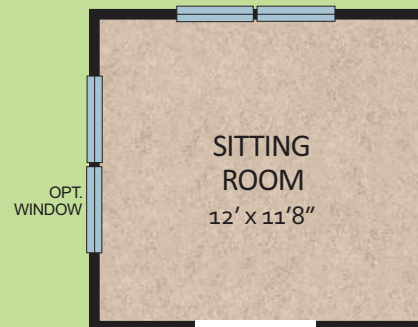
We offer a variety of sizes and configurations for you to add a morning room to your Vandelay plan. Whichever size you choose, it will include Insight Homes' Super Low-E windows which reduce energy transference, making this a bright and comfortable space in all seasons.



## VANDELAY SITTING ROOM



The Vandelay sitting room offers additional space off of the Owner's Suite with the flexibility to function as a separate office when the morning room is also selected.



# MORNING AND SITTING ROOM OPTIONS

## STANDARD KITCHEN



# the heart of the home

The spacious and functional standard kitchen features Energy Star® appliances including a side-by-side refrigerator with ice and water in the door, smooth top ceramic range, dishwasher, microwave/vent hood, and disposal. An island is optional for additional prep space. You also get granite countertops and all-wood, Made in America cabinetry and a storage pantry.

The gourmet kitchen incorporates a dual wall oven and cook top instead of the slide-in range and also includes the island.

Custom options are also available.

## OPTIONAL GOURMET KITCHEN



**STANDARD KITCHEN**  
*(shown with optional island)*



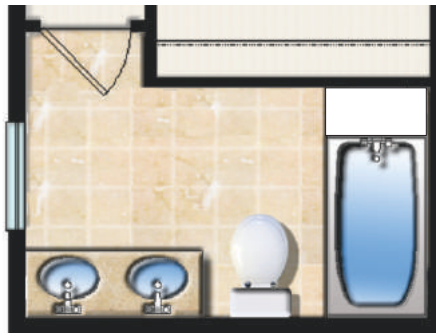
**STANDARD KITCHEN**  
*(shown with island & stainless appliances)*



**OPTIONAL GOURMET KITCHEN**

# KITCHEN OPTIONS

## Owner's Suite Bath Options



*Standard Owner's Bath*

The standard Owner's Bath in the Vandelay comes with a 60" vanity with dual sinks, a fiberglass tub/shower insert and toilet.

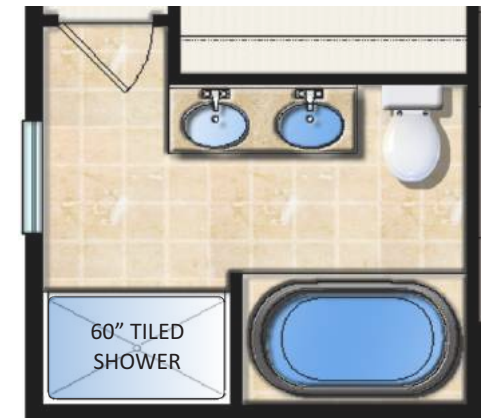


*Super Bath #1 with additional options shown*

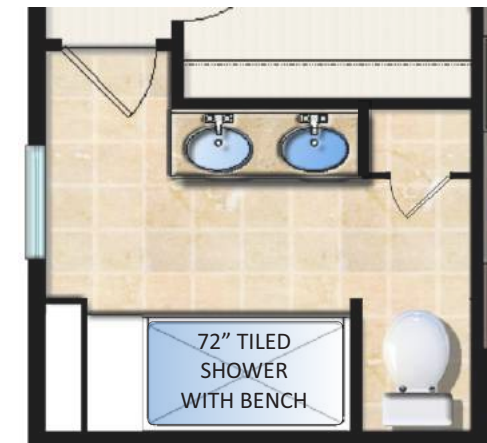
With the 4' extension, you can opt to expand the bath and provide a linen closet and more space. You can choose to personalize either space with a choice of custom tile options, flooring and fixtures.

Step up the details to one of the two Super Baths. Vandelay **Super Bath #1**, at top right, provides a deep corner soaking tub and a separate 60" shower while adding space to the Owner's Suite. The **Super Bath #2** option includes a huge walk-in tiled shower and linen closet. Each option can be personalized with tile, trim and fixture choices.

## super bath options



*Super Bath #1*



*Super Bath #2*

# OWNER'S BATH OPTIONS



**Vandelay Heritage**  
Shown with optional garage door



**Vandelay Traditional**

At right and on the cover is our **Hampton** elevation. Taking cues from classic beach homes, decorative trim and molding details set this style apart. Above left is the **Heritage** elevation. Heritage features tapered, Craftsman-inspired columns on the front porch and more prominent decorative trim. Above right is our **Traditional** elevation, with shutters and round decorative vents. Cedar impressions vinyl shakes are featured on one roof peak. Both Heritage and Hampton can also include a wraparound porch.



**Vandelay Hampton**

Shown with optional front door, garage door and garage side window

**3**  
distinct  
exterior options  
are available

## VANDELAY EXTERIOR OPTIONS



© 2016 by Insight Homes. All rights reserved.

16255 Sussex Highway  
Bridgeville, DE 19933  
302-337-0400

[itsjustabetterhouse.com](http://itsjustabetterhouse.com)

Updated 11/15/2016