



# *Appliance Packages*

*Effective 7-31-2025*

## E-1 Appliance Package

Model: WHIRLPOOL



Microwave:  
**WMH31017HS**

**Whirlpool 1.7 cu. Ft. Microwave Hood Combination with Electronic Touch Controls**



Electric Range:  
**WFES3530RS**

**Whirlpool 5.3cu ft: 30-Inch Electric Range w/ Dual Element Radiant Top, and Self Clean**



Dishwasher:  
**WDF341PAPM**

**Whirlpool Heavy-Duty Dishwasher with Soil Sensor and 1-Hour Wash Cycle**

## E-2 Appliance Package

Model: WHIRLPOOL/ Option Code # 88401



Microwave:  
WMH32519HZ

**Whirlpool 1.9 Cu. Ft. Steam Microwave  
with Sensor Cooking**



Electric Range:  
WFES5030RZ

**Whirlpool: 30-Inch Energy Star Electric  
Range w/ Air Cooking Technology, No  
Preheat Air Fry and Air Baking and Self  
Clean**



Dishwasher:  
WDP540HAMZ

**Whirlpool Dishwasher with Soil Sensor,  
Cycle Status Indicator and Energy Star  
Certified**

## E-3 Appliance Package

Model: WHIRLPOOL/ Option Code # 88402



Microwave:  
WMMF7330RZ

**Whirlpool 1.9 cu. Ft. Smart Over-The-Range with Scan-to-Cook Technology and Convection Cooking Setting**



Electric Range:  
WFE550S0LZ

**Whirlpool 5.3 cu. Ft. Electric Range with Frozen Bake Convention Technology**



Dishwasher:  
WDT750SAKZ

**Whirlpool Stainless Tub Dishwasher with 3rd Level Rack and Tap Touch Controls**

## E-4 Appliance Package

Model: WHIRLPOOL/ Option Code # 88403



Microwave:  
**WMMF7330RZ**

**Whirlpool 1.9 cu. Ft. Smart Over-The-Range with Scan-to-Cook Technology and Convection Cooking Setting**



Electric Range:  
**WGE745C0FS**

**Whirlpool 6.7 cu.ft. Electric Double Oven Range with True Convection Cooking, Convection Conversion Adjusts Cooking Time and Temps, Flex-Heat Radiant Three Elements (Small, Medium and Larger Cookware)**




Dishwasher:  
**WDS8024SZ**

**Whirlpool Stainless Tub Dishwasher with 3rd Level Rack and Tap Touch Controls**

## E-5 Appliance Package

Model: KITCHENAID PRO/Option Code **#88404**



Microwave:  
**KMMS130RPS**

**Kitchenaid High Power 1000 Watt Microwave with 7 Sensor Functions and Cookshield Finish For Easy Cleaning**

Electric Range:  
**KSEG700ESS**

**Kitchenaid 6.4 cu.ft. - 5 Element Electric Slide-In Convection Range with Even-Heat Perfect Temperature and Steam Rack For Enhanced Cooking Results**

Dishwasher:  
**KDTE204KPS**


**46 DBA Dishwasher features ProWash Cycle Adjusts To Load Needs, Stainless Steel Interior and Bottle Wash Spray Nozzles**



## CE-1 Chef Kitchen Electric Package

**NOTE: Does NOT Include Microwave or Microwave Cabinet**

Model: WHIRLPOOL/ Option Code # 88430



Hood Vent:  
**WVW53UC0LS**

**30" Chimney Wall Mount Range Hood  
3-Speed, 400CFM Motor Class, LED Task  
Lighting - Includes Exterior Venting**

*(\*Requires Tile Matrix Selection For Backsplash To  
Ceiling Per Tile Level )*



Electric Range:  
**WGE745C0FS**

**Whirlpool 6.7 cu.ft. Electric Double Oven  
Range with True Convection Cooking,  
Convection Conversion Adjusts Cooking  
Time and Temps, Flex-Heat Radiant Three  
Elements (Small, Medium and Larger  
Cookware)**



Dishwasher:  
**WDTS8024SZ**



**Whirlpool Stainless Tub Dishwasher with  
3rd Level Rack and Tap Touch Controls**



## CE-2 Chef Kitchen Electric Package

**NOTE: Does NOT Include Microwave or Microwave Cabinet**

Model: WHIRLPOOL/ Option Code # 88431



Hood Vent:  
**WVV53UC0LS**

**30" Chimney Wall Mount Range Hood  
3-Speed, 400CFM Motor Class, LED Task  
Lighting - Includes Exterior Venting**

*(\*Requires Tile Matrix Selection For Backsplash To  
Ceiling Per Tile Level )*

Electric Range:  
**KSEG700ESS**

**Kitchenaid 6.4 cu.ft. - 5 Element Electric  
Slide-In Convection Range with  
Even-Heat Perfect Temperature and  
Steam Rack For Enhanced Cooking  
Results**

Dishwasher:  
**KDTE204KPS**

**46 DBA Dishwasher features ProWash  
Cycle Adjusts To Load Needs, Stainless  
Steel Interior and Bottle Wash Spray  
Nozzles**





## Induction Cooking Package

**NOTE: Does NOT Include Microwave or Microwave Cabinet**

Model: WHIRLPOOL/ Option Code # 88450



Hood Vent:  
**WVW53UC0LS**

**30" Chimney Wall Mount Range Hood  
3-Speed, 400CFM Motor Class, LED Task  
Lighting - Includes Exterior Venting**

*(\*Requires Tile Matrix Selection For Backsplash To  
Ceiling Per Tile Level )*



Electric Range:  
**WSIS5030RZ**

**Whirlpool 30-inch Induction Range w/  
built-in Air Fryer & Convection Oven**



Dishwasher:  
**WDT970SAKZ**

**Whirlpool Stainless Tub Dishwasher with  
3rd Level Rack and Tap Touch Controls**