

Level 1



STANDARD/SELECT

Furniture board sides, back, top and bottom

Furniture board shelves

Furniture board corner braces

C
A
B
I
N
E
T
S



STANDARD

Furniture board drawer sides

Furniture board bottom

Stapled butt joints

3/4-extension, standard guides

D
R
A
W
E
R
S

WHAT IS PERPETUA™?

PERPETUA FINISHES MIMIC THE FRESH, CLEAN LOOK OF PAINT WHILE OFFERING ADDITIONAL BENEFITS MAKING THEM IDEAL FOR THE HUB OF THE BUSIEST HOMES.

STRONG AND DURABLE

Individually wrapped door and drawer front components reduce the ability for moisture to enter, making Perpetua perfect for kitchens, bathrooms, and other areas prone to water splashes and high humidity. With Perpetua, there is less worry about the warping, expansion, contraction, open joints and cracked finishes sometimes associated with painted cabinetry.

CLEANS UP IN A SNAP



Dirty little fingers? Avid (but messy) chef? Friends who like to craft at your place? Family pet? A clean cloth dampened with a solution of 5% dish soap and 95% water is all it takes to clean Perpetua cabinetry. Dry with a clean, soft cloth.

AMAZING FINISH

Perpetua finishes are designed for the long haul, with amazing resistance to scratching, fading, dents and surface water. Since there is no wood grain to contend with, the finish color is more consistent from cabinet to cabinet, and will suffer fewer visible changes as a result of use and aging.

A PROVEN PERFORMER

Like all Abode™ products, Perpetua finishes have passed rigorous performance tests. With its sturdy door and drawer construction, on-trend door style offering, and durable, easy-to-clean surface, Perpetua delivers fashion without the fuss.



EDYN

- Partial Overlay Door
- Flat Door Center Panel
- Slab Drawer Front



Level 2



STANDARD/SELECT

Furniture board sides, back, top and bottom

Furniture board shelves

Furniture board corner braces

C
A
B
I
N
E
T
S



STANDARD


Furniture board drawer sides

Furniture board bottom

Stapled butt joints

3/4-extension, standard guides

D
R
A
W
E
R
S



Bron



Russet



Carob



Plume



Twine



Ruddy

ABODE

STAIN COLORS



Natural

ABODE

PAINT COLORS



Petra



BOREAL



Toddy



Lava



White




Ronan
Slab drawer front



Ronan
Slab drawer front **b**

Level 3



Bron



Russet



Carob



Plume



Twine



Ruddy

ABODE

STAIN COLORS



Natural



STANDARD/SELECT

Furniture board sides, back, top and bottom

Furniture board shelves

Furniture board corner braces

C
A
B
I
N
E
T
S



STANDARD

Furniture board drawer sides

Furniture board bottom

Stapled butt joints

3/4-extension, standard guides

D
R
A
W
E
R
S



Petra



BOREAL



Toddy



Lava



White

ABODE

PAINT COLORS



Williston
Slab drawer front



Williston
Slab drawer front m,b

PAINT COLORS

HOMECREST

CABINETY




ALPINE
P

FRENCH VANILLA
P

ICEBERG
P

MYSTIC
P

HAVEN
P




WILLOW
P

GALAXY
P

POOLHOUSE
P

ONYX
P



SEDONA 5-PIECE F M
M P O H R



CHURRO
M O H R

FALLOW
M O H R

WREN
M O H R



NATURAL
M O H R



TRELLIS
M O H R



TERRAIN
M O H R

HOMECREST


CABINETY

STAIN COLORS

- M maple
- P painted hardwood
- O oak
- H hickory
- R rustic hickory



KAROO
M O H R



ANCHOR
M O H R



DERBY
M O H R



BUCKBOARD
M O H R



MANE
M O

CONSTRUCTION OPTIONS

STANDARD CONSTRUCTION

- CABINET BOX
 - BACK: 3/8" Furniture board
 - TOP & BOTTOM: 3/8" Furniture board
 - SIDES: 1/2" Furniture board
 - INTERIOR: Natural Maple laminate
 - EXTERIOR SIDES: Laminate to match specified finish
- Onyx paint will have Natural Maple laminate exterior sides
 - TOEKICK: Unfinished furniture board
- HINGE: Fully concealed, 6-way adjustable cup hinge with SofTouch
- SHELVES: 3/4" Furniture board with Natural Maple laminate
- DRAWER: 4-Sided, solid wood dovetail with full extension, SofTouch guides