

E-1 Appliance Package

Model: WHIRLPOOL



Microwave:
[WMH31017HS](#)

Whirlpool 1.7 cu. Ft. Microwave Hood Combination with Electronic Touch Controls



Electric Range:
[WFE515S0JS](#)

Whirlpool 5.3 cu. Ft. Electric Range with Frozen Bake Technology and Dual Element Stop Top



Dishwasher:
[WDF341PAPM](#)

Whirlpool Heavy-Duty Dishwasher with Soil Sensor and 1-Hour Wash Cycle

E-2 Appliance Package

Model: WHIRLPOOL/ Option Code # 88401



Microwave:
WMH32519HZ

**Whirlpool 1.9 Cu. Ft. Steam Microwave
with Sensor Cooking**

Electric Range:
WFE525S0JZ

**Whirlpool 5.3 cu. Ft. Electric Range with
FlexHeat Dual Radiant Element and
Adjustable Self-Cleaning Technology**

Dishwasher:
WDP540HAMZ

**Whirlpool Dishwasher with Soil Sensor,
Cycle Status Indicator and Energy Star
Certified**

E-3 Appliance Package

Model: WHIRLPOOL/ Option Code # 88402



Microwave:
[WMMF7330RZ](#)

Whirlpool 1.9 cu. Ft. Smart Over-The-Range with Scan-to-Cook Technology and Convection Cooking Setting



Electric Range:
[WFE550S0LZ](#)

Whirlpool 5.3 cu. Ft. Electric Range with Frozen Bake Convection Technology



Dishwasher:
[WDT750SAKZ](#)

Whirlpool Stainless Tub Dishwasher with 3rd Level Rack and Tap Touch Controls

E-4 Appliance Package

Model: WHIRLPOOL/ Option Code # 88403



Microwave:
[WMMF7330RZ](#)

Whirlpool 1.9 cu. Ft. Smart Over-The-Range with Scan-to-Cook Technology and Convection Cooking Setting



Electric Range:
[WGE745C0FS](#)

Whirlpool 6.7 cu.ft. Electric Double Oven Range with True Convection Cooking, Convection Conversion Adjusts Cooking Time and Temps, Flex-Heat Radiant Three Elements (Small, Medium and Larger Cookware)




Dishwasher:
[WDT970SAKZ](#)

Whirlpool Stainless Tub Dishwasher with 3rd Level Rack and Tap Touch Controls

E-5 Appliance Package

Model: KITCHENAID PRO/Option Code #88404



Microwave:
KMHS120ESS

Kitchenaid High Power 1000 Watt Microwave with 7 Sensor Functions and Cookshield Finish For Easy Cleaning

Electric Range:
KSEG700ESS

Kitchenaid 6.4 cu.ft. - 5 Element Electric Slide-In Convection Range with Even-Heat Perfect Temperature and Steam Rack For Enhanced Cooking Results

Dishwasher:
KDTE204KPS


46 DBA Dishwasher features ProWash Cycle Adjusts To Load Needs, Stainless Steel Interior and Bottle Wash Spray Nozzles



CE-1 Chef Kitchen Electric Package

NOTE: Does NOT Include Microwave or Microwave Cabinet

Model: WHIRLPOOL/ Option Code # 88430



Hood Vent:
WVW53UCOLS

**30" Chimney Wall Mount Range Hood
3-Speed, 400CFM Motor Class, LED Task
Lighting - Includes Exterior Venting**

*(*Requires Tile Matrix Selection For Backsplash To
Ceiling Per Tile Level)*



Electric Range:
WGE745C0FS

**Whirlpool 6.7 cu.ft. Electric Double Oven
Range with True Convection Cooking,
Convection Conversion Adjusts Cooking
Time and Temps, Flex-Heat Radiant Three
Elements (Small, Medium and Larger
Cookware)**



Dishwasher:
WDT970SAKZ



**Whirlpool Stainless Tub Dishwasher with
3rd Level Rack and Tap Touch Controls**



CE-2 Chef Kitchen Electric Package

NOTE: Does NOT Include Microwave or Microwave Cabinet

Model: WHIRLPOOL/ Option Code # 88431



Hood Vent:
WWV53UC0LS

**30" Chimney Wall Mount Range Hood
3-Speed, 400CFM Motor Class, LED Task
Lighting - Includes Exterior Venting**

*(*Requires Tile Matrix Selection For Backsplash To
Ceiling Per Tile Level)*

Electric Range:
KSEG700ESS

**Kitchenaid 6.4 cu.ft. - 5 Element Electric
Slide-In Convection Range with
Even-Heat Perfect Temperature and
Steam Rack For Enhanced Cooking
Results**

Dishwasher:
KDTE204KPS

**46 DBA Dishwasher features ProWash
Cycle Adjusts To Load Needs, Stainless
Steel Interior and Bottle Wash Spray
Nozzles**