



Appliance Packages

Effective 7-31-2025

E-2 Appliance Package

Model: WHIRLPOOL/ Option Code # 88401



Microwave:
WMH32519HZ

**Whirlpool 1.9 Cu. Ft. Steam Microwave
with Sensor Cooking**



Electric Range:
WFES5030RZ

**Whirlpool: 30-Inch Energy Star Electric
Range w/ Air Cooking Technology, No
Preheat Air Fry and Air Baking and Self
Clean**



Dishwasher:
WDP540HAMZ

**Whirlpool Dishwasher with Soil Sensor,
Cycle Status Indicator and Energy Star
Certified**

E-3 Appliance Package

Model: WHIRLPOOL/ Option Code # 88402




Microwave:
WMMF7330RZ

**Whirlpool 1.9 cu. Ft. Smart
Over-The-Range with Scan-to-Cook
Technology and Convection
Cooking Setting**



Electric Range:
WFE550S0LZ

**Whirlpool 5.3 cu. Ft. Electric Range with
Frozen Bake Convention Technology**



Dishwasher:
WDT750SAKZ

**Whirlpool Stainless Tub Dishwasher with
3rd Level Rack and Tap Touch Controls**

E-4 Appliance Package

Model: WHIRLPOOL/ Option Code # 88403



Microwave:
WMMF7330RZ

Whirlpool 1.9 cu. Ft. Smart Over-The-Range with Scan-to-Cook Technology and Convection Cooking Setting



Electric Range:
WGE745C0FS

Whirlpool 6.7 cu.ft. Electric Double Oven Range with True Convection Cooking, Convection Conversion Adjusts Cooking Time and Temps, Flex-Heat Radiant Three Elements (Small, Medium and Larger Cookware)




Dishwasher:
WDS8024SZ

Whirlpool Stainless Tub Dishwasher with 3rd Level Rack and Tap Touch Controls

E-5 Appliance Package

Model: KITCHENAID PRO/Option Code **#88404**



Microwave:
KMMS130RPS

Kitchenaid High Power 1000 Watt Microwave with 7 Sensor Functions and Cookshield Finish For Easy Cleaning

Electric Range:
KSEG700ESS

Kitchenaid 6.4 cu.ft. - 5 Element Electric Slide-In Convection Range with Even-Heat Perfect Temperature and Steam Rack For Enhanced Cooking Results

Dishwasher:
KDTE204KPS


46 DBA Dishwasher features ProWash Cycle Adjusts To Load Needs, Stainless Steel Interior and Bottle Wash Spray Nozzles



CE-1 Chef Kitchen Electric Package

NOTE: Does NOT Include Microwave or Microwave Cabinet

Model: WHIRLPOOL/ Option Code # 88430



Hood Vent:
WVW53UC0LS

**30" Chimney Wall Mount Range Hood
3-Speed, 400CFM Motor Class, LED Task
Lighting - Includes Exterior Venting**

*(*Requires Tile Matrix Selection For Backsplash To
Ceiling Per Tile Level)*

Electric Range:
WGE745C0FS

**Whirlpool 6.7 cu.ft. Electric Double Oven
Range with True Convection Cooking,
Convection Conversion Adjusts Cooking
Time and Temps, Flex-Heat Radiant Three
Elements (Small, Medium and Larger
Cookware)**

Dishwasher:
WDT58024SZ



**Whirlpool Stainless Tub Dishwasher with
3rd Level Rack and Tap Touch Controls**



CE-2 Chef Kitchen Electric Package

NOTE: Does NOT Include Microwave or Microwave Cabinet

Model: WHIRLPOOL/ Option Code # 88431



Hood Vent:
WVW53UC0LS

**30" Chimney Wall Mount Range Hood
3-Speed, 400CFM Motor Class, LED Task
Lighting - Includes Exterior Venting**

*(*Requires Tile Matrix Selection For Backsplash To
Ceiling Per Tile Level)*

Electric Range:
KSEG700ESS

**Kitchenaid 6.4 cu.ft. - 5 Element Electric
Slide-In Convection Range with
Even-Heat Perfect Temperature and
Steam Rack For Enhanced Cooking
Results**

Dishwasher:
KDTE204KPS

**46 DBA Dishwasher features ProWash
Cycle Adjusts To Load Needs, Stainless
Steel Interior and Bottle Wash Spray
Nozzles**



Induction Cooking Package

NOTE: Does NOT Include Microwave or Microwave Cabinet

Model: WHIRLPOOL/ Option Code # 88450



Hood Vent:
WVW53UC0LS

**30" Chimney Wall Mount Range Hood
3-Speed, 400CFM Motor Class, LED Task
Lighting - Includes Exterior Venting**

*(*Requires Tile Matrix Selection For Backsplash To
Ceiling Per Tile Level)*



Electric Range:
WSIS5030RZ

**Whirlpool 30-inch Induction Range w/
built-in Air Fryer & Convection Oven**



Dishwasher:
WDT970SAKZ

**Whirlpool Stainless Tub Dishwasher with
3rd Level Rack and Tap Touch Controls**

A photograph of a modern kitchen interior. The scene features white shaker-style cabinets with brass-colored handles. A stainless steel range hood is mounted above a countertop. The backsplash is made of white subway tiles with a marble pattern. On the countertop, there is a silver utensil holder with wooden handles, a green container, and a small jar. To the right, a built-in oven is visible. A semi-transparent grey banner is overlaid at the bottom of the image, containing text in a purple serif font.

Deluxe Appliance Packages

Effective 6-04-2025

DE-1 Deluxe Kitchen Options

**Only Available With Plans Offering Deluxe Kitchen Options*

Included In Option Code #85300 Deluxe Kitchen



Cooktop:
WCE55US6HB

**Whirlpool 36" Inch Electric
Ceramic Glass Cooktop with
Dual Radiant Element**



Wall Oven:
WOEC3030LS

**Whirlpool 6.4 cu.ft.Smart
Combination Self-Cleaning
Wall Oven**



Hood Vent:
WVW51UC6LS

**Whirlpool 36" Concave Glass
Wall Mount Range Hood, 400
CFM and LED Task Lighting -
Includes Exterior Venting**

*(*Requires Tile Matrix Selection For
Backsplash To Ceiling Per Tile Level)*



Dishwasher:
WDTS8024SZ

**Whirlpool Stainless Tub
Dishwasher with 3rd Level
Rack and Tap Touch Controls**

DE-2 Deluxe Kitchen Options

**Only Available With Plans Offering Deluxe Kitchen Options*

Model: WHIRLPOOL/**Option Code #88406**



Cooktop:
WCE77US6HS

**Whirlpool 36-Inch Electric
Ceramic Glass 5 Burner
Cooktop with Two Dual
Radiant FlexHeat Elements**

Wall Oven:
WOEC5030LZ

**Whirlpool 6.4 cu.ft.Smart
Combo Wall Oven with
Touchscreen and Multi-Step
Cooking Uses Smartphone
or Tablet, and Air Fryer
technology**

Hood Vent:
WVW53UC6LS

**Whirlpool 36" Contemporary
Stainless Steel Wall Mount
Range Hood; 400 CFM and LED
Task Lighting - Includes
Exterior Venting**

*(*Requires Tile Matrix Selection For
Backsplash To Ceiling Per Tile Level)*

Dishwasher:
WDT8024SZ

**Whirlpool Stainless Tub
Dishwasher with 3rd Level
Rack and Tap Touch Controls**

DE-3 Deluxe Kitchen Options

**Only Available With Plans Offering Deluxe Kitchen Options*

Model: WHIRLPOOL/Option Code #88407




Cooktop:
WCE77US6HS

Whirlpool 36-Inch Electric Ceramic Glass 5 Burner Cooktop with Two Dual Radiant FlexHeat Elements



Wall Oven:
WOED5030LZ

10.0 Total Cu. Ft. Double Wall Oven with Air Fry When Connected



Hood Vent:
WVW53UC6LS

Whirlpool 36" Contemporary Stainless Steel Wall Mount Range Hood; 400 CFM and LED Task Lighting - Includes Exterior Venting

*(*Requires Tile Matrix Selection For Backsplash To Ceiling Per Tile Level)*



Dishwasher:
WDTS8024SZ

Whirlpool Stainless Tub Dishwasher with 3rd Level Rack and Tap Touch Controls