


SUMMIT VIEW

Standard Features

APPLIANCES

Appliance package includes range, dishwasher, and micro-hood. Included package: electric in black or white



MASTER BATH ENCLOSURES

****Per plan: tub/shower combo: Fiberglass insert**



****Per plan: Garden tub. 36" x 36" fiberglass insert; full wall; separate tub**



SECONDARY BATH ENCLOSURES

Tub/Shower combo with fiberglass surround



CABINETS

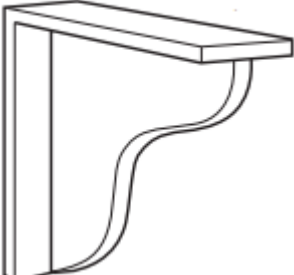
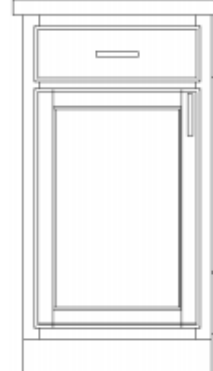
Upper Cabinet Style: Staggered Uppers or 42" Uppers

Islands are an option that can be added at HomeFitting



Oak Cabinets

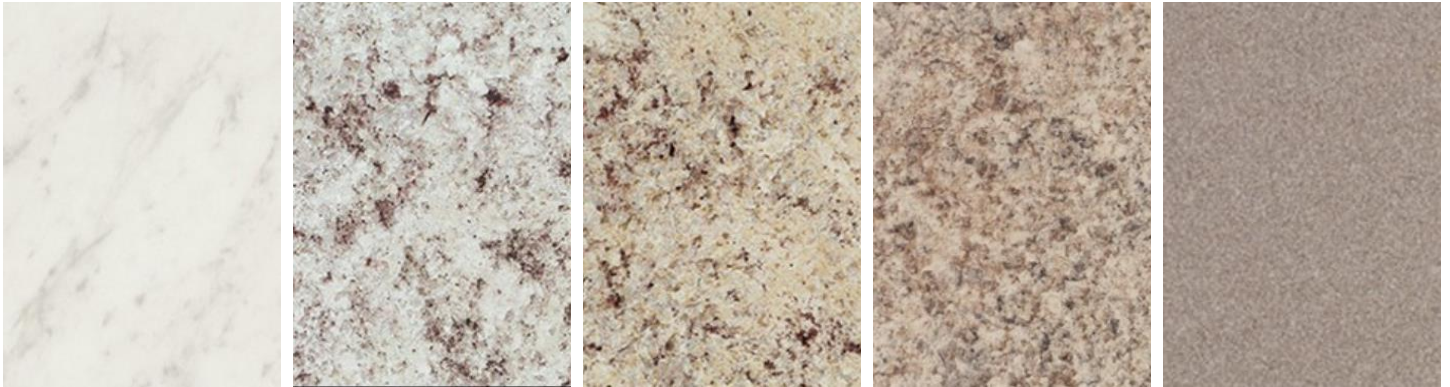


Island Support Corbel	Base Cabinet Set-Up: Drawer and cabinet box w/half shelf
	

*Fieldstone Homes reserves the right to remove or replace standard options at any time without notice.

COUNTERTOPS

Laminate: Included in kitchen & bathrooms



Included laminate edge: waterfall

KITCHEN SINKS

Drop-in stainless-steel sink: included with laminate countertops:



BATHROOM SINKS

Drop-in round white: included with all laminate countertops





ELECTRICAL

****Exact plates may differ from images below****



Toggle Light Switches / Duplex Outlets

EXTERIOR DOORS

Communities where windows are not required in front door:	Garage service and entry door (door between garage and mudroom)
	
2 Panel Square Top / 2 Panel Arch Top	6 Panel Raised <i>*Only door available at this location</i>

INTERIOR DOORS



2 Panel Square Top / 2 Panel Arch Top

EXTERIOR COLORS

Main color and stone color cannot be the same as next door neighbors or neighbors across the street. Buyer may choose up to (3) colors: Main, Accent, and Trim

Front/Back/Sides material: James Hardie. Main & Accent color options:

Siding and Battens Color Offering



Trim Color Offering



Shingles:



Included Exterior Coach Lights:

On either side of garage door(s) & by front door



Black / Bronze


Rear doors and garage service door




Black / Bronze

GARAGE DOORS

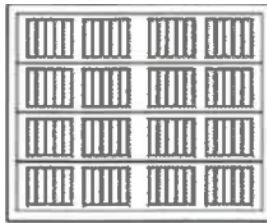
Included garage doors styles:



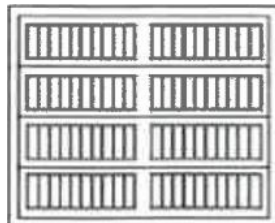
XL SERIES - LONG RAISED PANEL




RAISED PANEL SERIES - SHORT RAISED PANEL



CS SERIES - SHORT GROOVED PANEL






CSX SERIES - LONG GROOVED PANEL




CSL SERIES - RECESSED PANEL

GARAGE DOOR COLORS




FINISH TRIM

Baseboards & trim included style: Craftsman or Traditional



Large Base & Case



Craftsman / Traditional

Included Window Style is Drywall Wrapped: Wood Painted Window Sills are an Upgrade



FLOORING

Laminate included in entry, kitchen, nook, mudroom, pantry, powder bath



FLOORING

Floorte included in wet areas (full bathrooms & laundry)



FLOORING

Carpet w/6 LB pad included



HARDWARE

Included interior knobs. Bathroom and master bedroom doors will have a lock



Brushed nickel / Oil rubbed bronze

Exterior doors include a keyed knob with round deadbolt.

SGD will have a specific locking mechanism



Brushed nickel / Oil rubbed bronze

Bathroom hardware: towel rings, towel bars, & toilet paper holders:



Included in chrome

LIGHTING

3 Bulb flush mount ceiling lights



Brushed nickel / Oil rubbed bronze


3 Bulb bathroom vanity lights. (1) fixture over each sink




Chrome / Brushed nickel / Oil rubbed bronze

PAINT

Two-tone paint included. Walls and ceiling are painted one color with an eggshell finish:



Doors & Trim are painted with a semi-gloss finish:



PLUMBING

Kitchen Faucet: Moen / Integra / Chrome



Bathroom plumbing fixtures:



Sink faucets / Shower head & tub/shower combo / separate tub filler

MECHANICAL

Number of included furnaces vary per plan. Furnaces are sized to match finished square footage. Included furnace is an 80% efficiency furnace with a 13-SEER AC unit. Upgrades are available in HomeFitting.

MIRRORS

All bathrooms come with mirrors sized to match the vanity. Mirrors are mounted to the wall with clips. Mirror frames are available as an upgrade in HomeFitting.

WINDOWS

Double paned low-E windows included.

INSULATION

Attic: R-44 Blown-in insulation included

Exterior walls: R-19 Roll & Batt insulation on all exterior walls (except garage)

Insulated garage doors and exterior garage walls can be added as an option in HomeFitting.

SUMMIT VIEW | Standard Features

- FULL "COLOR PLUS" HARDIE EXTERIOR
- LEVEL 0 CABINETS
- STAGGERED OR 42" UPPER KITCHEN CABINETS W/ CROWN MOLDING
- 60" SINGLE SINK VANITY @MASTER
- LAMINATE COUNTERTOPS @KITCHEN AND BATHROOMS
- DROP IN 50/50 STAINLESS STEEL SINK @KITCHEN
- LEVEL 1 ELECTRIC (B/W) APPLIANCE PACKAGE
- 36X36" FIBERGLASS INSERT SHOWER W/ 5' GARDEN TUB @MASTER-PER PLAN
- TUB/SHOWER COMBO WITH FIBERGLASS SURROUND @SECONDARY BATHROOM
- CHROME BATH PLUMBING/HARDWARE PACKAGE
- CARPET LEVEL 1
- 6# CARPET PAD
- LAMINATE LEVEL 1 @ENTRY, KITCHEN, NOOK, MUDROOM, POWDER BATHROOM (PER PLAN)
- FLOORTE @ FULL BATHS/LAUNDRY
- 2 TONE PAINT
- LARGE BASE/CASE
- KITCHEN CAN PACKAGE
- 80% EFFICIENT FURNACE W/ 13 SEER AC UNIT
- 40 GALLON GAS HOT WATER HEATER
- DRYWALL WRAPPED WINDOW SILLS
- ALL LOW VOLTAGE/TV-DATA TO BE SELECTED WITH THE AUDIO VIDEO COMPANY

*Fieldstone Homes reserves the right to remove or replace standard options at any time without notice.