

# SILVER CREEK

---

## Standard Features


## APPLIANCES

FINGERPRINT RESISTANT ELECTRIC - STAINLESS



## MASTER BATH ENCLOSURES

5' Walk in Shower; 80" Chrome framed bi-pass door; White Cultured Marble



## SECONDARY BATH ENCLOSURES

Tub/Shower combo with fiberglass surround



## CABINETS

Upper Cabinet Style: Staggered Uppers or 42"

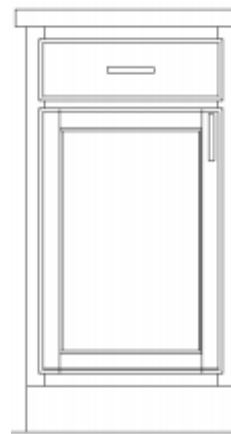
Uppers Islands are included; size is determined by  
plan



**Island Support Corbel**




**Base Cabinet Set-Up: Drawer and cabinet box w/half shelf**





# CABINETS



## COUNTERTOPS

2cm Granite: Included in kitchen and bathrooms



## KITCHEN SINKS

Undermount stainless steel sinks: included with all granite/quartz countertops:



5050 / 6040

## BATHROOM SINKS

Undermount round white: included with granite/quartz countertops







## ELECTRICAL

**\*\*Exact plates may differ from images below\*\***



**Toggle Light Switches / Duplex Outlets**

## EXTERIOR DOORS



Front door:	Garage service and mud room entry door
 <p data-bbox="337 972 878 1008"><b>2 Panel Square Top / 2 Panel Arch Top</b></p>	 <p data-bbox="1084 972 1403 1050"><b>6 Panel Raised</b> <i>*Upgrades available at Design Appt</i></p>

## INTERIOR DOORS



**2 Panel Square Top / 2 Panel Arch Top/ 6 Panel**

**SILVERCREEK | STANDARD FEATURES**

<b>On either side of garage door(s) &amp; by front door</b>	<b>Rear doors and garage service door</b>
 <p data-bbox="402 716 505 747"><b>Bronze</b></p>	 <p data-bbox="1117 709 1219 741"><b>Bronze</b></p>




## GARAGE DOORS

Garage door styles; windows required



**FLUSH PANEL  
SIDE LITE WINDOWS**

## GARAGE DOOR COLORS




## FINISH TRIM

Baseboards & trim included style: Craftsman or Traditional



3 1/4" Miter

Small Base & Case



Craftsman / Traditional

Included window style is drywall wrapped: Wood painted window sills are available as an upgrade





# FLOORING

Laminate level 2 included in entry, kitchen, nook, mudroom, pantry, powder bath



# FLOORING

Floorte included in wet areas (full bathrooms & laundry)





## FLOORING

Carpet level 3 w/6 LB pad  
included



## HARDWARE

Included interior knobs. Bathroom and master bedroom doors will have a lock



Brushed nickel / Oil rubbed bronze

Exterior doors include level 1 handle set.

\*SGD have a specific locking mechanism\*



## BATH HARDWARE

Bathroom hardware: towel rings, towel bars, & toilet paper

holders:



Included in chrome

## LIGHTING

Chrome, Brushed Nickel or Bronze

Included 3 Bulb flush mount ceiling lights



3 Bulb bathroom vanity lights. (1) fixture over each sink




Level 1 Dining  
Chandelier (1)





## **PAINT**

**One-tone paint included. Walls, ceilings, doors, and trim are painted Alabaster SW 7008 in an eggshell finish**



**Alabaster SW 7008**

## PLUMBING

(2) Sinks included in master bathroom vanity

Kitchen Faucet: Moen / Sleek/ Chrome



Bathroom plumbing fixtures:



Sink faucets / Shower head & tub/shower combo / separate tub filler

## MECHANICAL

Number of included furnaces vary per plan. Furnaces are sized to match finished square footage. Included furnace is an 95% efficiency furnace with a 13-SEER AC unit. Also included is a T5 thermostat.

## MIRRORS

All bathrooms come with mirrors sized to match the vanity. Mirrors are mounted to the wall with clips. Mirror frames are available as an upgrade in HomeFitting.

## WINDOWS

Double paned low-E windows included.

## INSULATION

Attic: R-49 Blown-in insulation included

Exterior walls: R-23 Roll & Batt insulation on all exterior walls (except garage)

Insulated exterior garage walls can be added as an option in HomeFitting.

## SILVERCREEK | STANDARD FEATURES

- EXTERIOR STONE REQUIREMENT (\*PER PLAN\*)
- GARAGE DOOR WINDOWS
- LEVEL 4 CABINETS
- LARGE KITCHEN ISLAND (\*SIZE PER PLAN\*)
- STAGGERED OR 42" UPPER KITCHEN CABINETS W/ CROWN MOLDING
- LEVEL 1 CABINET HARDWARE
- 60" DUAL SINK VANITY @MASTER
- 2CM GRANITE COUNTERTOPS @KITCHEN/ BATHROOMS.
- UNDERMOUNT KITCHEN & BATHROOM SINKS
- FINGERPRINT RESISTANT APPLIANCE PACKAGE
- 5' WALK IN SHOWER WITH 80" FRAMED BI-PASS GLASS SHOWER, SMOOTH CULTURED MARBLE SURROUND-PER PLANCHROME KITCHEN/BATH PLUMBING/HARDWARE PACKAGE
- PASSIVE RADON SYSTEM
- HOT WATER RECIRCULATION SYSTEM (SMART SYSTEM)
- BASIC LOW VOLTAGE PACKAGE +THERMOSTAT
- LEVEL 1 CAN PACKAGES AT: KITCHEN, FAMILY, MASTER, BEDROOMS & STAIRS. \*FLEX & LOFT PER PLAN\*

## SILVERCREEK | STANDARD FEATURES

- SMALL MITER BASE/CASE
- DRYWALL WRAPPED OPENINGS
- DRYWALL WRAPPED WINDOW SILLS
- 1 TONE PAINT
- CARPET LEVEL 3
- 6# CARPET PAD
- LAMINATE LEVEL 2 @ENTRY, KITCHEN, NOOK, MUDROOM, POWDER BATH  
(\*PER PLAN\*)
- FLOORTE- 4 COLORS @ FULL BATHS/LAUNDRY