

# SCENIC MOUNTAIN

## TOWNHOMES

Standard Features

**FieldStone**  
HOMES

## APPLIANCES

**Appliance package includes range, dishwasher, and micro-hood. Included package: electric in black or white**




\*Fieldstone Homes reserves the right to remove or replace standard options at any time without notice.

## MASTER BATH ENCLOSURES

**\*\*Per plan: Fiberglass shower insert**

36x60 Fiberglass Shower Insert w/ Framed Shower Glass Door



\*Fieldstone Homes reserves the right to remove or replace standard options at any time without notice.

## SECONDARY BATH ENCLOSURES

**Tub/Shower combo with fiberglass surround**



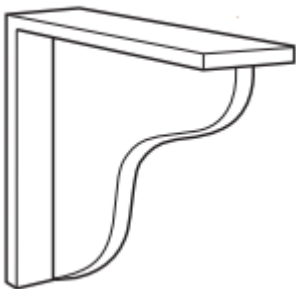
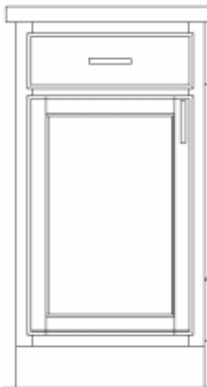
\*Fieldstone Homes reserves the right to remove or replace standard options at any time without notice.

## CABINETS

Upper Cabinet Style: 36" Uppers

Islands Included – Sink in Island



Island Support Corbel	Base Cabinet Set-Up: Drawer and cabinet box w/half shelf
 A line drawing of an island support corbel, which is a decorative bracket with a curved base and a flat top surface.	 A line drawing of a base cabinet set-up, showing a drawer and a cabinet box with a half shelf.

\*Fieldstone Homes reserves the right to remove or replace standard options at any time without notice.

## COUNTERTOPS

**Included backsplash: 4" tall backsplash that matches countertop. Tile backsplashes are available as an upgrade option**

**Laminate: Included in kitchen/bathrooms**



## KITCHEN SINKS

**Drop-in stainless-steel sink: included with laminate countertops:**



## BATHROOM SINKS

**Drop-in round white: included with all laminate countertops**





## ELECTRICAL

**\*\*Exact plates may differ from images below\*\***



Toggle Light Switches / Duplex Outlets

## EXTERIOR DOORS

Communities where windows are not required in front door:	Garage entry door (door between garage and mudroom)
 <p data-bbox="488 997 725 1031">2 Panel Square Top</p>	 <p data-bbox="976 997 1148 1031">6 Panel Raised</p> <p data-bbox="886 1035 1243 1060"><i>*Only door available at this location</i></p>



## INTERIOR DOORS



2 Panel Square Top



Included Exterior Coach Lights:

On either side of garage door	Rear door
 <p data-bbox="407 848 500 877">Bronze</p>	 <p data-bbox="1122 827 1214 856">Bronze</p>

\*Fieldstone Homes reserves the right to remove or replace standard options at any time without notice.

## FINISH TRIM

Baseboards & trim included style: Standard Craftsman



Standard Craftsman – 3 ½” Baseboard and Casing, 5” Header

Included Window Style is Drywall Wrapped



## MAIN FLOOR LAMINATE

Laminate Level 1 included in entry, kitchen, opt. nook, mudroom, pantry, powder room, and living room



## FULL BATHS/LAUNDRY WATERPROOF EVP LAMINATE

Floorte EVP Laminate included in wet areas (full bathrooms & laundry)



## CARPET

**Carpet Level 1 w/6 LB pad included**



## HARDWARE

Included interior knobs. Bathroom and master bedroom doors will have a lock



Exterior doors include a keyed knob with round deadbolt. \*SGD will have a specific locking mechanism\*



Bathroom hardware: towel rings, towel bars, & toilet paper holders:



## LIGHTING

**3 Bulb flush mount ceiling lights**




**3 Bulb bathroom vanity lights. (1) fixture over each sink**



## PAINT

One-tone paint included. Walls, ceilings, doors, and trim are painted Alabaster SW 7008 in an eggshell finish



Alabaster SW 7008

## PLUMBING

**Kitchen Faucet: Moen / Integra / Chrome**



**Bathroom plumbing fixtures:**



**Sink faucets / Shower head & tub/shower combo**



## MECHANICAL

Number of included furnaces vary per plan. Furnaces are sized to match finished square footage. Included furnace is an 80% efficiency furnace with a 13-SEER AC unit.

## MIRRORS

All bathrooms come with mirrors sized to match the vanity. Mirrors are mounted to the wall with clips. Mirror frames are available as an upgrade in HomeFitting.

## WINDOWS

Double paned low-E windows included.

## INSULATION

Attic: R-44 Blown-in insulation included

Exterior walls: R-19 Roll & Batt insulation on all exterior walls

Insulated garage door can be added as an option in HomeFitting.

## Scenic Mountain Townhomes | Standard Options

- FULL "COLOR PLUS" HARDIE EXTERIOR
- EXTERIOR DOWN LIGHT REQUIREMENT
- ISLAND W/ SINK
- ARISTOKRAFT - OAKLAND OAK CABINETS
- 36" UPPER KITCHEN CABINETS W/ STANDARD CROWN MOLDING
- 60" SINGLE SINK VANITY @MASTER
- LAMINATE COUNTERTOPS @ KITCHEN/BATHROOMS
- LEVEL 1 ELECTRIC BLACK/WHITE KITCHEN APPLIANCE PACKAGE
- MASTER 36" X 60" FIBERGLASS SHOWER INSERT W/ FRAMED GLASS DOOR
- TUB/SHOWER COMBO WITH FIBERGLASS SURROUND @SECONDARY BATHROOM
- CHROME BATH PLUMBING/HARDWARE PACKAGE
- CARPET LEVEL 1
- 6# CARPET PAD
- LAMINATE LEVEL 1 @ENTRY, KITCHEN, OPT. NOOK, MUDROOM, POWDER BATH AND LIVING ROOM
- FLOORTE WATERPROOF EVP LAMINATE @ FULL BATHS & LAUNDRY
- 1 TONE PAINT
- STANDARD CRAFTSMAN BASEBOARDS/TRIM
- 80% EFFICIENT FURNACE W/ 13 SEER AC UNIT
- 40 GALLON ELECTRIC WATER HEATER
- DRYWALL WRAPPED WINDOWSILLS
- ALL LOW VOLTAGE/TV-DATA TO BE SELECTED WITH THE AUDIO VIDEO COMPANY

\*Fieldstone Homes reserves the right to remove or replace standard options at any time without notice.