


OAK HOLLOW

Standard Features

APPLIANCES

Appliance package includes range, dishwasher, and micro-hood. Included package: Stainless Steel Electric



MASTER BATH ENCLOSURES

****Per plan: tub/shower combo: Fiberglass insert**



****Per plan: Garden tub. 36" x 36" fiberglass insert; full wall; separate tub**



SECONDARY BATH ENCLOSURES

Tub/Shower combo with fiberglass surround



CABINETS

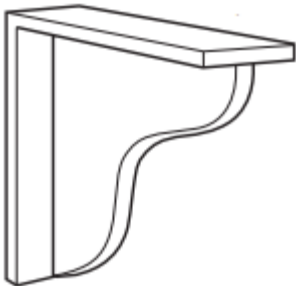

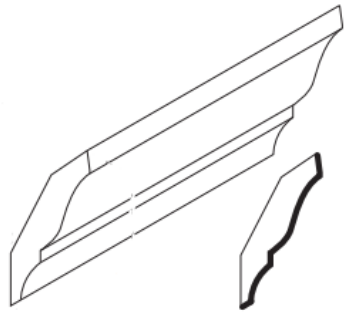
Upper Cabinet Style: Staggered Uppers or 42" Uppers

Islands included -Per plan



Oak Cabinets




Island Support Corbel	Base Cabinet Set-Up: Drawer and cabinet box w/half shelf	Crown molding included: traditional style
		

*Fieldstone Homes reserves the right to remove or replace standard options at any time without notice

COUNTERTOPS

Included backsplash: 4" tall backsplash that matches countertop. Tile backsplashes are available as an upgrade option


2cm Granite: Included in the kitchen



COUNTERTOPS

Included backsplash: 4" tall backsplash that matches countertop. Tile backsplashes are available as an upgrade option

Laminate: Included in bathrooms



Included laminate edge: waterfall

KITCHEN SINKS

Undermount stainless steel sinks: included with all granite/quartz countertops:



5050 / 6040

BATHROOM SINKS

Drop-in round white: included with all laminate countertops



ELECTRICAL



****Exact plates may differ from images below****



Toggle Light Switches / Duplex Outlets

All low voltage options to be selected during design appointment

EXTERIOR DOORS

Front door:	Garage service and entry door (door between garage and mudroom)
	
2 Panel Square Top / 2 Panel Arch Top	6 Panel Raised <i>*Only door available at this location</i>

INTERIOR DOORS



2 Panel Square Top / 2 Panel Arch Top

EXTERIOR COLORS

Main color and stone color cannot be the same as next door neighbors or neighbors across the street. Buyer may choose up to (3) colors: Main, Accent, and Trim

Siding material: James Hardie Color Plus. Main & Accent color options:

Siding and Battens Color Offering





Trim Color Offering




Shingles:




Included Exterior Coach Lights:

On either side of garage door(s) & by front door	Rear doors and garage service door
 <p data-bbox="407 852 496 884">Bronze</p>	 <p data-bbox="1125 869 1214 900">Bronze</p>

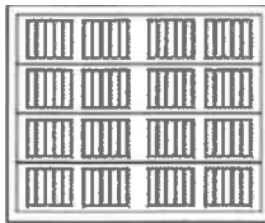
GARAGE DOORS



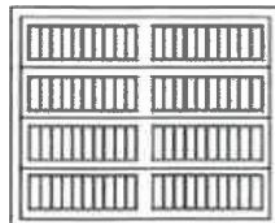
XL SERIES - LONG RAISED PANEL




RAISED PANEL SERIES - SHORT RAISED PANEL



CS SERIES - SHORT GROOVED PANEL





CSX SERIES - LONG GROOVED PANEL



CSL SERIES - RECESSED PANEL

GARAGE DOOR COLORS



FINISH TRIM

Baseboards & trim included style: Craftsman or Traditional



Small Base & Case



Craftsman / Traditional small

FINISH TRIM

Window Drywall Wrap Included: Wood Painted Window Sills are an Upgrade



Included painted half wall w/cap & rail painted to match trim; location depends on floorplan. Open railing is available as an upgrade option to replace half wall.



FLOORING

Laminate included in entry, kitchen, nook, mudroom, pantry, powder bath



FLOORING

Floorte included in wet areas (full bathrooms & laundry)



FLOORING

Carpet w/6 LB pad included



HARDWARE

Included interior knobs. Bathroom and master bedroom doors will have a lock



Brushed nickel / Oil rubbed bronze

Exterior doors include a keyed knob with round deadbolt.

SGD will have a specific locking mechanism



Brushed nickel / Oil rubbed bronze

Bathroom hardware: towel rings, towel bars, & toilet paper holders:



Included in chrome

LIGHTING

3 Bulb flush mount ceiling lights



Brushed nickel / Oil rubbed bronze


3 Bulb bathroom vanity lights. (1) fixture over each sink



Chrome / Brushed nickel / Oil rubbed bronze

PAINT

One-tone paint included. Walls, ceilings, doors, and trim are painted Alabaster SW 7008 in an eggshell finish



Alabaster SW 7008

PLUMBING

(1) sink in master bathroom vanity

Kitchen Faucet: Moen / Integra / Chrome



Bathroom plumbing fixtures:



Sink faucets / Shower head & tub/shower combo / separate tub filler

MECHANICAL

Number of included furnaces vary per plan. Furnaces are sized to match finished square footage. Included furnace is an 80% efficiency furnace with a 13-SEER AC unit. Upgrades are available in HomeFitting.

MIRRORS

All bathrooms come with mirrors sized to match the vanity. Mirrors are mounted to the wall with clips. Mirror frames are available as an upgrade in HomeFitting.

INSULATION

Attic: R-44 Blown-in insulation included

Exterior walls: R-19 Roll & Batt insulation on all exterior walls (except garage)

Insulated garage doors and exterior garage walls can be added as an option in HomeFitting.

OAK HOLLOW | Standard Features

- FULL "COLOR PLUS" HARDIE EXTERIOR
- UPGRADED EXTERIOR LIGHTING "DOWNLIGHT" REQUIREMENT
- LEVEL 0 CABINETS
- ISLAND- PER PLAN
- STAGGERED OR 42" UPPER KITCHEN CABINETS W/ CROWN MOLDING
- 60" SINGLE SINK VANITY @MASTER
- 2CM GRANITE @ KITCHEN
- LAMINATE COUNTERTOPS @ BATHROOMS
- UNDER MOUNT STAINLESS STEEL KITCHEN SINK
- LEVEL 1 ELECTRIC STAINLESS STEEL APPLIANCE PACKAGE
- 36X36" FIBERGLASS INSERT SHOWER W/ 5' GARDEN TUB @MASTER BATH-PER PLAN
- TUB/SHOWER COMBO WITH FIBERGLASS SURROUND @SECONDARY BATHROOM
- CHROME BATH PLUMBING/HARDWARE PACKAGE
- CARPET LEVEL 1
- 6# CARPET PAD
- LAMINATE LEVEL 1 @ENTRY, KITCHEN, NOOK, MUDROOM, POWDER BATH (*PER PLAN*)
- FLOORTE @ FULL BATHS/LAUNDRY
- 1 TONE PAINT (ALABASTER SW 7008)
- SMALL BASE/CASE
- 80% EFFICIENT FURNACE W/ 13 SEER AC UNIT
- 40 GALLON GAS HOT WATER HEATER
- DRYWALL WRAPPED WINDOW SILLS
- ALL LOW VOLTAGE/TV-DATA TO BE SELECTED WITH THE AUDIO VIDEO COMPANY