

LEGACY FARMS

Standard Features

FieldStone
HOMES

APPLIANCES

Appliance package includes range, dishwasher, and micro-hood. Included package: electric in black or white



MASTER BATH ENCLOSURES

****Per plan: tub/shower combo: Fiberglass insert**



****Per plan: Garden tub. 36" x 36" fiberglass insert; full wall; separate tub**



SECONDARY BATH ENCLOSURES

Tub/Shower combo with fiberglass surround



CABINETS

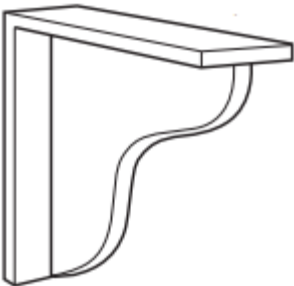
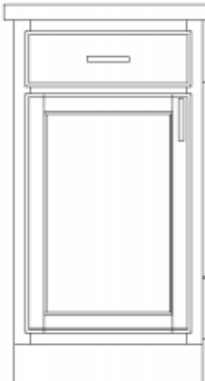
Upper Cabinet Style: Staggered Uppers or 42" Uppers

Islands are an option that can be added during HomeFitting



Oak Cabinets

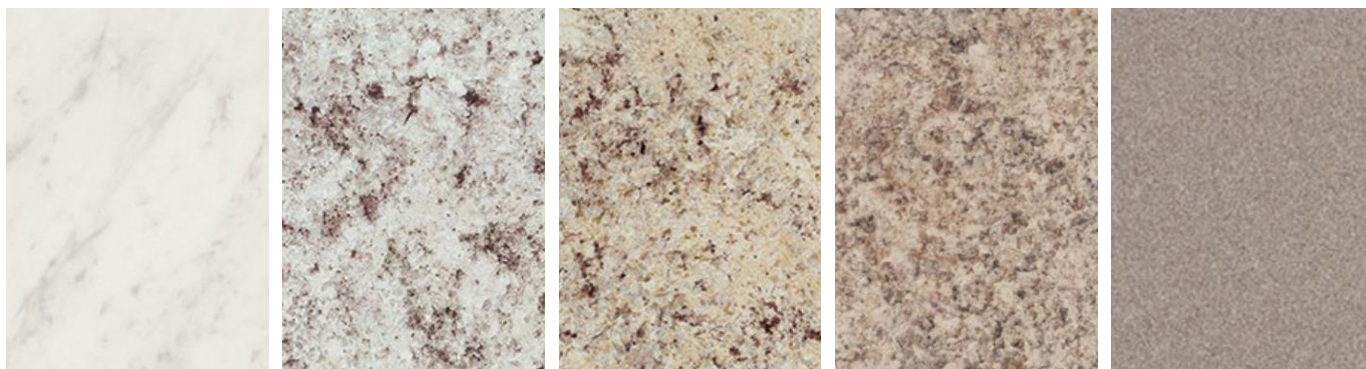


<p>Island Support Corbel</p>	<p>Base Cabinet Set-Up: Drawer and cabinet box w/half shelf</p>
	

*Fieldstone Homes reserves the right to remove or replace standard options at any time without notice

COUNTERTOPS

Laminate: Included in kitchen & bathrooms



Included laminate edge: waterfall

KITCHEN SINKS

Drop-in stainless-steel sink: included with laminate countertops:



BATHROOM SINKS

Drop-in round white: included with all laminate countertops





ELECTRICAL

****Exact plates may differ from images below****



Toggle Light Switches / Duplex Outlets

EXTERIOR DOORS

Front door: windows required	Garage service and entry door (door between garage and mudroom)
 <p data-bbox="570 1003 646 1035">4-Lite</p>	 <p data-bbox="980 1003 1161 1035">6 Panel Raised</p> <p data-bbox="894 1041 1252 1068"><i>*Only door available at this location</i></p>

INTERIOR DOORS



2 Panel Square Top / 2 Panel Arch Top

EXTERIOR COLORS

Main color and stone color cannot be the same as next door neighbors or neighbors across the street. Buyer may choose up to (3) colors: Main, Accent, and Trim

Front material: James Hardie. Main & Accent color options:

Siding and Battens Color Offering



Trim Color Offering



Exterior Stone:



Shingles:

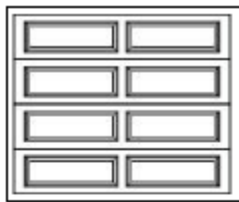


Included Exterior Coach Lights:

On either side of garage door(s) & by front door	Rear doors and garage service door
 <p data-bbox="347 877 529 909">Black / Bronze</p>	 <p data-bbox="1062 873 1243 905">Black / Bronze</p>

GARAGE DOORS

Garage doors with windows included



XL Series - Long Raised



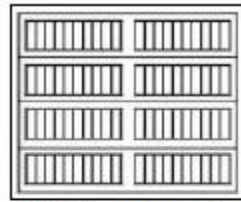
Glazed Long



Stockton Long



Richmond Long



CSX Series - Long Grooved



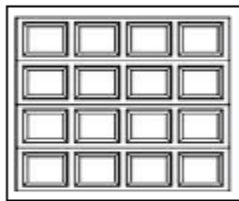
Glazed Long



Stockton Long



Richmond Long



Raised Panel Series - Short
Raised Panel



Glazed Short



Stockton Short



CSL Series -
Recessed Panel




Glazed Long



Stockton Long



Richmond Long



CS Series - Short



Glazed Long





Stockton Long




Richmond Long

GARAGE DOOR COLORS




FINISH TRIM

Baseboards & trim included style: Craftsman or Traditional



Small Base & Case



Craftsman large vs small / Traditional large vs small

Included Window Style is Drywall Wrapped: Wood Painted Window Sills are an Upgrade



FLOORING

Laminate included in entry, kitchen, nook, pantry, mudroom, powder bath



FLOORING

Floorte included in wet areas (full bathrooms & laundry)



FLOORING

Carpet w/6 LB pad included



HARDWARE

Included interior knobs. Bathroom and master bedroom doors will have a lock



Brushed nickel / Oil rubbed bronze

Front door includes a keyed knob with round deadbolt.

Exterior doors include a deadbolt. *SGD have a specific locking mechanism*



Brushed nickel / Oil rubbed bronze

Bathroom hardware: towel rings, towel bars, & toilet paper holders:



Included in chrome

LIGHTING

3 bulb flush mount ceiling lights



Brushed nickel / Oil rubbed bronze

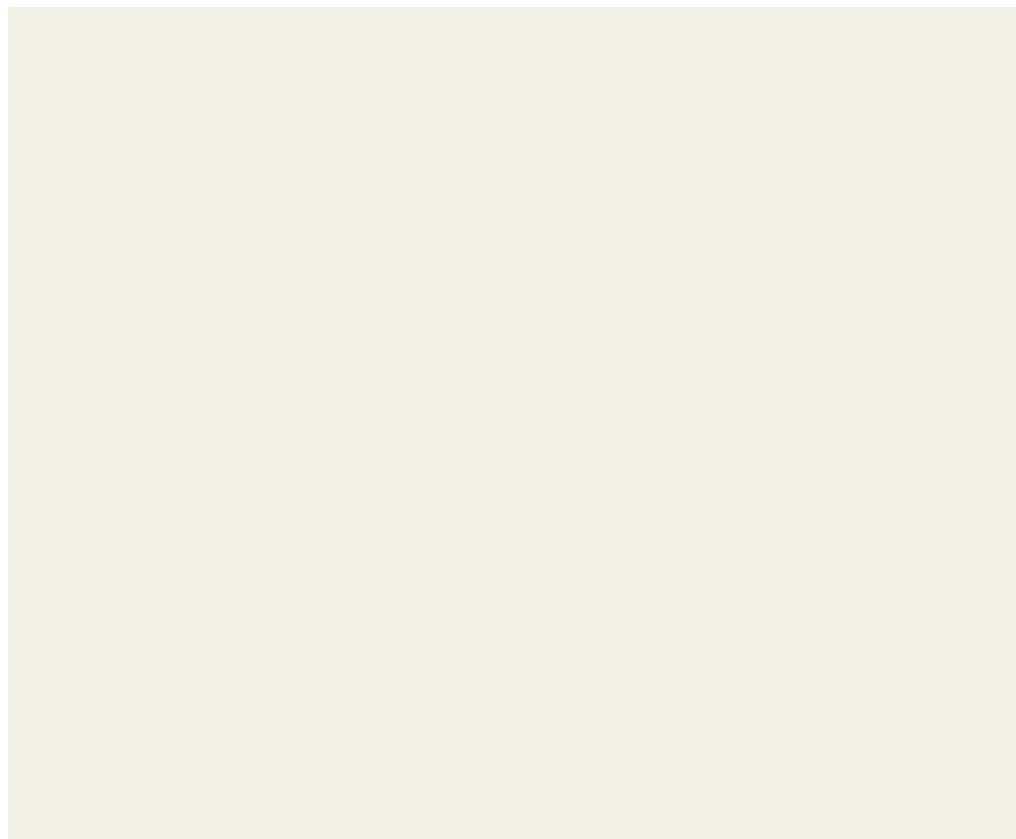
3 bulb bathroom vanity lights. (1) fixture over each sink



Chrome / Brushed nickel / Oil rubbed bronze

PAINT

One-tone paint included. Walls, ceiling, doors, and trim are all painted Alabaster SW 7008 eggshell finish:



PLUMBING

(1) Sink included in master bathroom vanity

Kitchen Faucet: Moen / Integra / Chrome



Bathroom plumbing fixtures:



Sink faucets / Shower head & tub/shower combo / separate tub filler

MECHANICAL

Number of included furnaces vary per plan. Furnaces are sized to match finished square footage. Included furnace is an 80% efficiency furnace with a 13-SEER AC unit. Upgrades are available in HomeFitting.

MIRRORS

All bathrooms come with mirrors sized to match the vanity. Mirrors are mounted to the wall with clips. Mirror frames are available as an upgrade in HomeFitting.

WINDOWS

Double paned low-E windows included.

INSULATION

Attic: R-44 Blown-in insulation included

Exterior walls: R-19 Roll & Batt insulation on all exterior walls (except garage)

Insulated garage doors and exterior garage walls can be added as an option in HomeFitting.

LEGACY FARMS | Standard Features

- FRONT EXTERIOR FAÇADE “COLOR PLUS” HARDIE + 3-SIDED STUCCO
- FRONT EXTERIOR STONE REQUIREMENT (*PER PLAN*)
- WINDOWS IN FRONT DOOR REQUIREMENT
- WINDOWS IN GARAGE DOOR REQUIREMENT
- LEVEL 0 CABINETS
- STAGGERED OR 42” UPPER KITCHEN CABINETS W/ CROWN MOLDING
- 60” SINGLE SINK VANITY @MASTER
- LAMINATE COUNTERTOPS @KITCHEN/BATHROOMS
- 50/50 TOP MOUNT STAINLESS STEEL KITCHEN SINK
- LEVEL 1 ELECTRIC (B/W) APPLIANCE PKG
- 36X36” FIBERGLASS INSERT SHOWER W/ 5’ GARDEN TUB @MASTER BATH. PER PLAN
- TUB/SHOWER COMBO WITH FIBERGLASS SURROUND @SECONDARY BATHROOM
- CHROME BATH PLUMBING/HARDWARE PACKAGE
- LEVEL 1 CARPET
- 6# CARPET PAD
- LEVEL 1 LAMINATE @ENTRY, KITCHEN, NOOK, MUDROOM, POWDER BATH (*PER PLAN*)
- FLOORTE @ FULL BATHS/LAUNDRY
- 1 TONE PAINT (ALABASTER SW 7008)
- SMALL BASE/CASE
- KITCHEN CAN PACKAGE
- 80% EFFICIENT FURNACE W/ 13 SEER AC UNIT
- 40 GALLON WATER HEATER
- DRYWALL WRAPPED WINDOW SILLS
- ALL LOW VOLTAGE/TV-DATA TO BE SELECTED WITH THE AUDIO VIDEO COMPANY